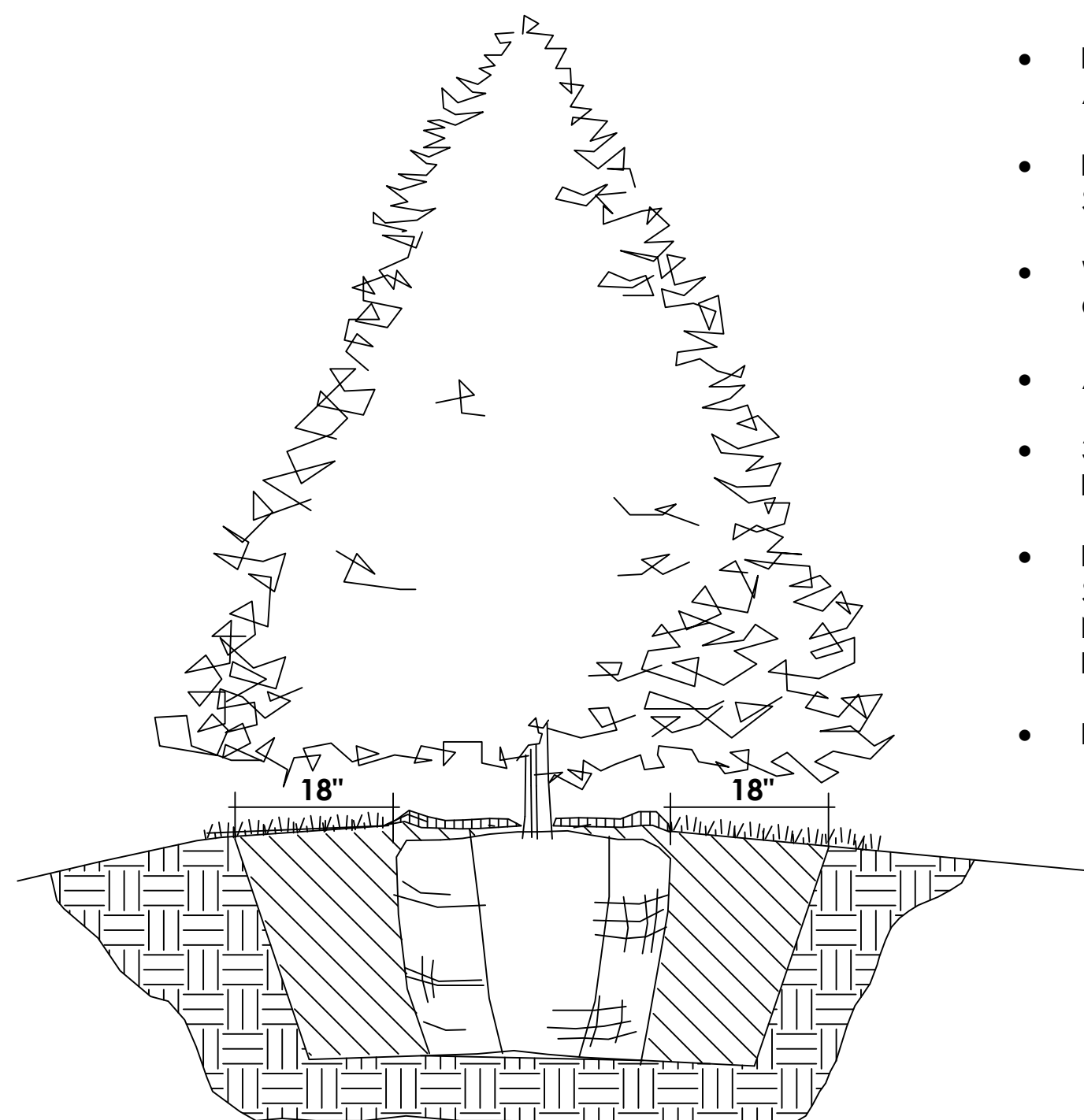


**WILMETTE  
TOWNHOMES**

**INSTALLATION NOTES:**

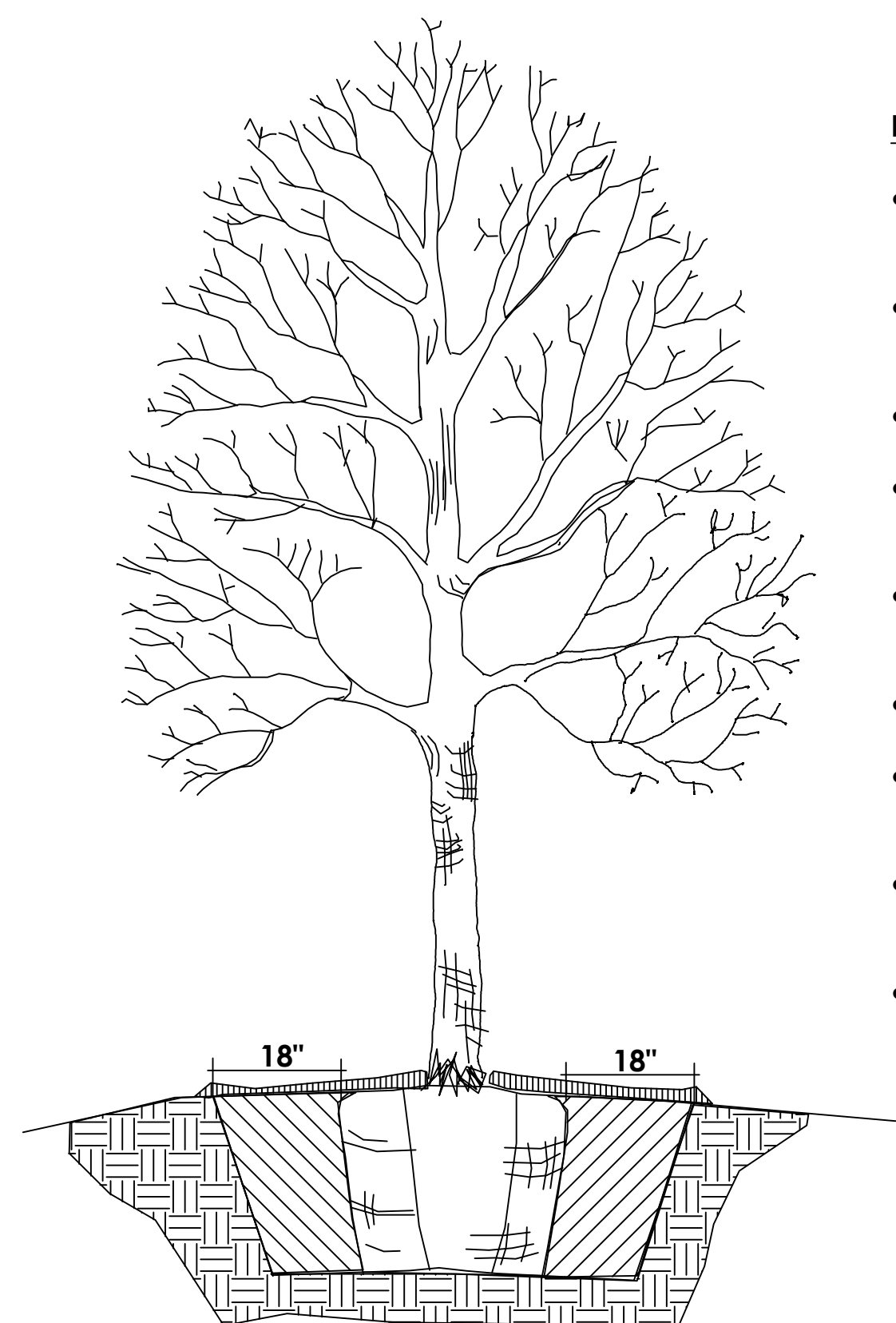
- PRUNE OUT ANY DEAD OR BROKEN BRANCHES
- PLANT TO BEAR SAME RELATIONSHIP TO GRADE AS IN THE NURSERY
- PLACE BALL ON COMPACTED EXISTING SUBGRADE
- WATER IMMEDIATELY AFTER PLANTING UNTIL GROUND IS SATURATED
- AMENDED SOIL TO BE USED AS BACKFILL
- 3" DEEP DARK HARDWOOD BARK MULCH WITH RAISED SAUCERLIP
- LEAVE BURLAP ON BALL FOR INCREASED ROOT STABILITY. NO WIRE BASKETS CAN BE USED. NON BIODEGRADABLE ROPE SHOULD BE REMOVED
- FOLD BACK BURLAP FROM TOP OF BALL



**EVERGREEN TREE - PLANTING DETAIL**

**INSTALLATION NOTES:**

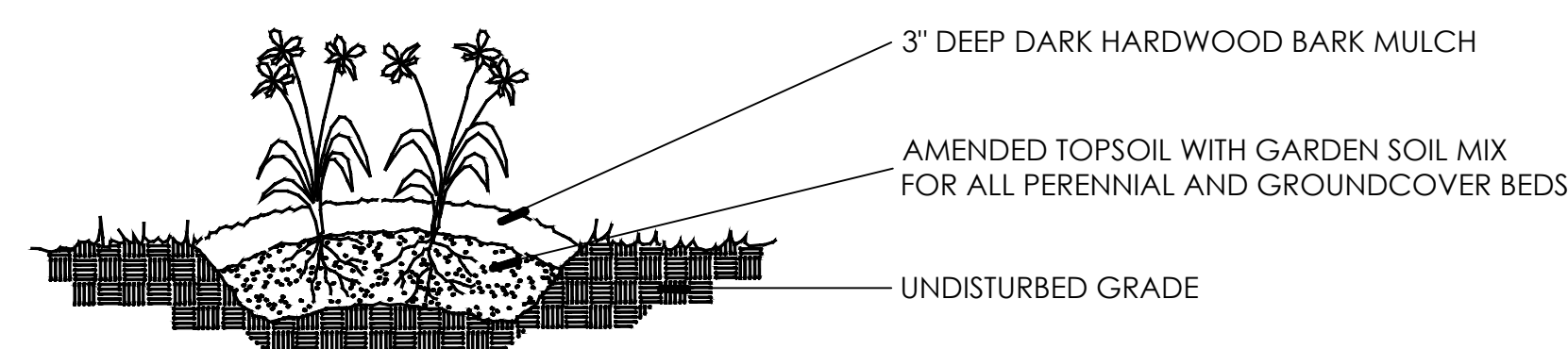
- REMOVE ENOUGH WHOLE BRANCHES NOT JUST END TIPS TO REDUCE CROWN BY 1/5 TO 1/4
- REMOVE 'V' CROTCHES, STUBS, DOUBLE LEADERS AND OVERLAPPING / RUBBING
- PRUNE PLANTS AFTER PLANTING (IF NEEDED)
- PLANTS TO BEAR SAME RELATIONSHIP TO GRADE AS IN THE NURSERY
- WATER IMMEDIATELY AFTER PLANTING UNTIL GROUND IS SATURATED
- AMENDED SOIL TO BE USED AS BACKFILL
- 3" DEEP DARK HARDWOOD BARK MULCH WITH RAISED SAUCERLIP
- ROOT STABILITY. NO WIRE BASKETS CAN BE USED. NON BIODEGRADABLE
- FOLD BACK BURLAP FROM TOP OF BALL



**ORNAMENTAL TREE - PLANTING DETAIL**

**INSTALLATION NOTES:**

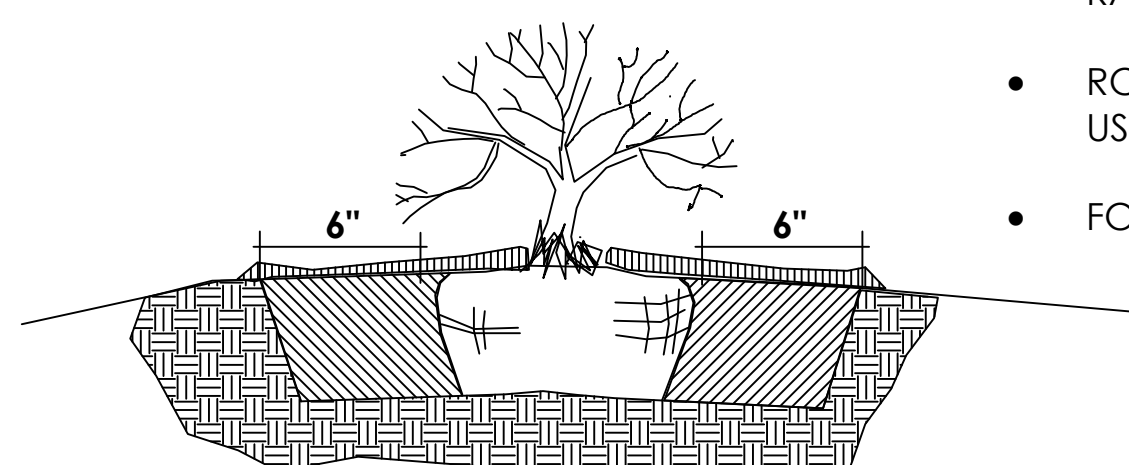
- REMOVE ENOUGH WHOLE BRANCHES NOT JUST END TIPS TO REDUCE CROWN BY 1/5 TO 1/4
- REMOVE 'V' CROTCHES, STUBS, DOUBLE LEADERS AND OVERLAPPING / RUBBING
- PRUNE PLANTS AFTER PLANTING (IF NEEDED)
- PLANTS TO BEAR SAME RELATIONSHIP TO GRADE AS IN THE NURSERY
- WATER IMMEDIATELY AFTER PLANTING UNTIL GROUND IS SATURATED
- AMENDED SOIL TO BE USED AS BACKFILL
- 3" DEEP DARK HARDWOOD BARK MULCH WITH RAISED SAUCERLIP
- ROOT STABILITY. NO WIRE BASKETS CAN BE USED. NON BIODEGRADABLE
- FOLD BACK BURLAP FROM TOP OF BALL



**PERENNIAL AND ORNAMENTAL GRASS - PLANTING DETAIL**

**NOTES:**

- \*Mulch all trees and shrub plantings with a minimum of 3" shredded dark hardwood bark.
- \*Adjust plant locations in field to maintain appropriate spacing from fire hydrants, light poles, all utility structures, driveways and sidewalks.
- \*Landscape Contractor shall verify locations of all underground utilities prior to digging and field adjust plant locations to avoid the same. Contact J.U.L.I.E. (1-800-892-0123) 48 hours prior to digging.
- \*Plant material sizing and ball sizes shall conform to the "American Standards for Nursery Stock" (latest edition) by the American Association of Nurseryman, Inc.
- \*Quantity lists are supplied as a convenience. Contractor shall verify all quantities, and in case of discrepancy, the plan shall prevail.



**DECIDUOUS / EVERGREEN SHRUB - PLANTING DETAIL**

**1306-1318 Wilmette Avenue  
Wilmette, Illinois**

sheet: **2 of 2**

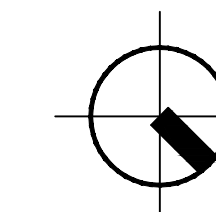
date: **23 MAY 2022**

project no.:

drawn: **TM**

checked: **TM**

scale: **1" = 10'-0"**




north:

1 **2/6/2023**

2 **2/16/2023**

revisions:



**Tomek  
Design**